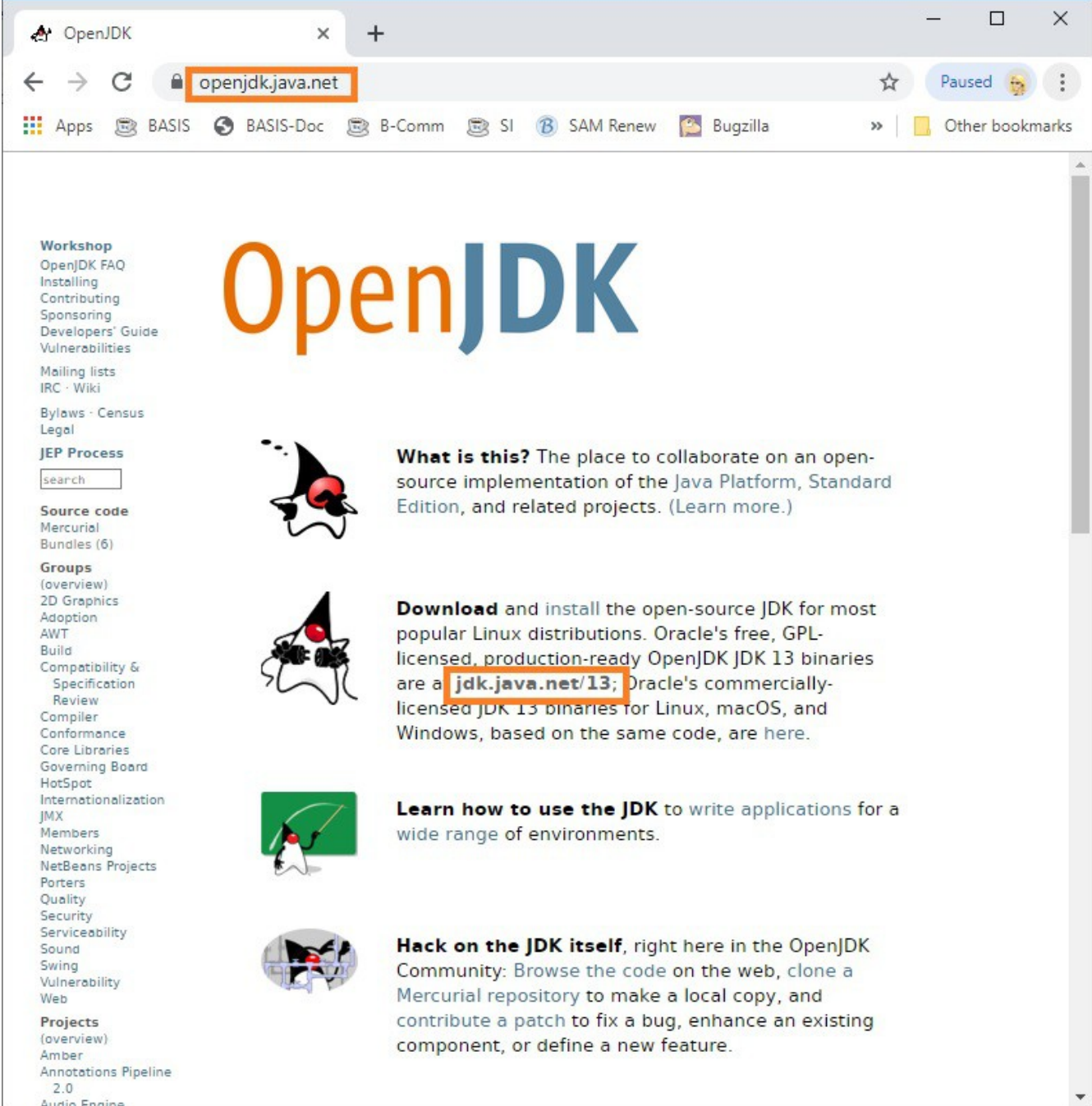


Installing BBx19

BASIS has changed the way that (V)PRO/5 19 is installed. You will no longer get an executable file (Windows) or a compressed tar file (Linux). Instead, regardless of Operating System, you will receive a Java Archive (jar) file. Below are instructions to install BBx19 – regardless of Operating System.

Step 1) Download the JDK (Java Development Kit)

As the installer is now Java based, you'll need to install a JDK. To do so, go to the OpenJDK Website and click on the link to Download the current version of JAVA (screenshot shows version 13).



The screenshot shows a web browser window with the OpenJDK website. The address bar shows openjdk.java.net. The page features a large "OpenJDK" logo and a sidebar with various navigation links. The main content area contains four sections, each with a penguin mascot icon:

- Workshop**: OpenJDK FAQ, Installing, Contributing, Sponsoring, Developers' Guide, Vulnerabilities, Mailing lists, IRC · Wiki, Bylaws · Census, Legal.
- JEP Process**: search
- Source code**: Mercurial, Bundles (6)
- Groups** (overview): 2D Graphics, Adoption, AWT, Build, Compatibility & Specification, Review, Compiler, Conformance, Core Libraries, Governing Board, HotSpot, Internationalization, JMX, Members, Networking, NetBeans Projects, Porters, Quality, Security, Serviceability, Sound, Swing, Vulnerability, Web.
- Projects** (overview): Amber, Annotations Pipeline 2.0, Audio Engine

The main content area includes:

- What is this?** The place to collaborate on an open-source implementation of the Java Platform, Standard Edition, and related projects. (Learn more.)
- Download** and install the open-source JDK for most popular Linux distributions. Oracle's free, GPL-licensed, production-ready OpenJDK JDK 13 binaries are at jdk.java.net/13/; Oracle's commercially-licensed JDK 13 binaries for Linux, macOS, and Windows, based on the same code, are here.
- Learn how to use the JDK** to write applications for a wide range of environments.
- Hack on the JDK itself**, right here in the OpenJDK Community: Browse the code on the web, clone a Mercurial repository to make a local copy, and contribute a patch to fix a bug, enhance an existing component, or define a new feature.

Next, click on the [Archive](#) link (left pane).

jdk.java.net

GA Releases
JDK 13
Early-Access Releases
JDK 14
Jpackage
Loom
OpenJFX
Panama
Valhalla
JMC
Reference Implementations
Java SE 13
Java SE 12
Java SE 11
Java SE 10
Java SE 9
Java SE 8
Java SE 7
Feedback
Report a bug
Archive

JDK 13 General-Availability Release

Schedule, status, & features (OpenJDK)

Documentation

- Release notes
- API Javadoc

Build 33 (2019/8/9): General Availability

- Changes in this build
- Issues addressed in this build

These open-source builds are provided under the GNU General Public License, version 2, with the Classpath Exception.

Linux/x64	tar.gz (sha256)	196363513 bytes
macOS/x64	tar.gz (sha256)	189943388
Windows/x64	zip (sha256)	195897761

Commercial builds of JDK 13 from Oracle under a non-open-source license, for a wider range of platforms, can be found at the [Oracle Technology Network](#).

Notes

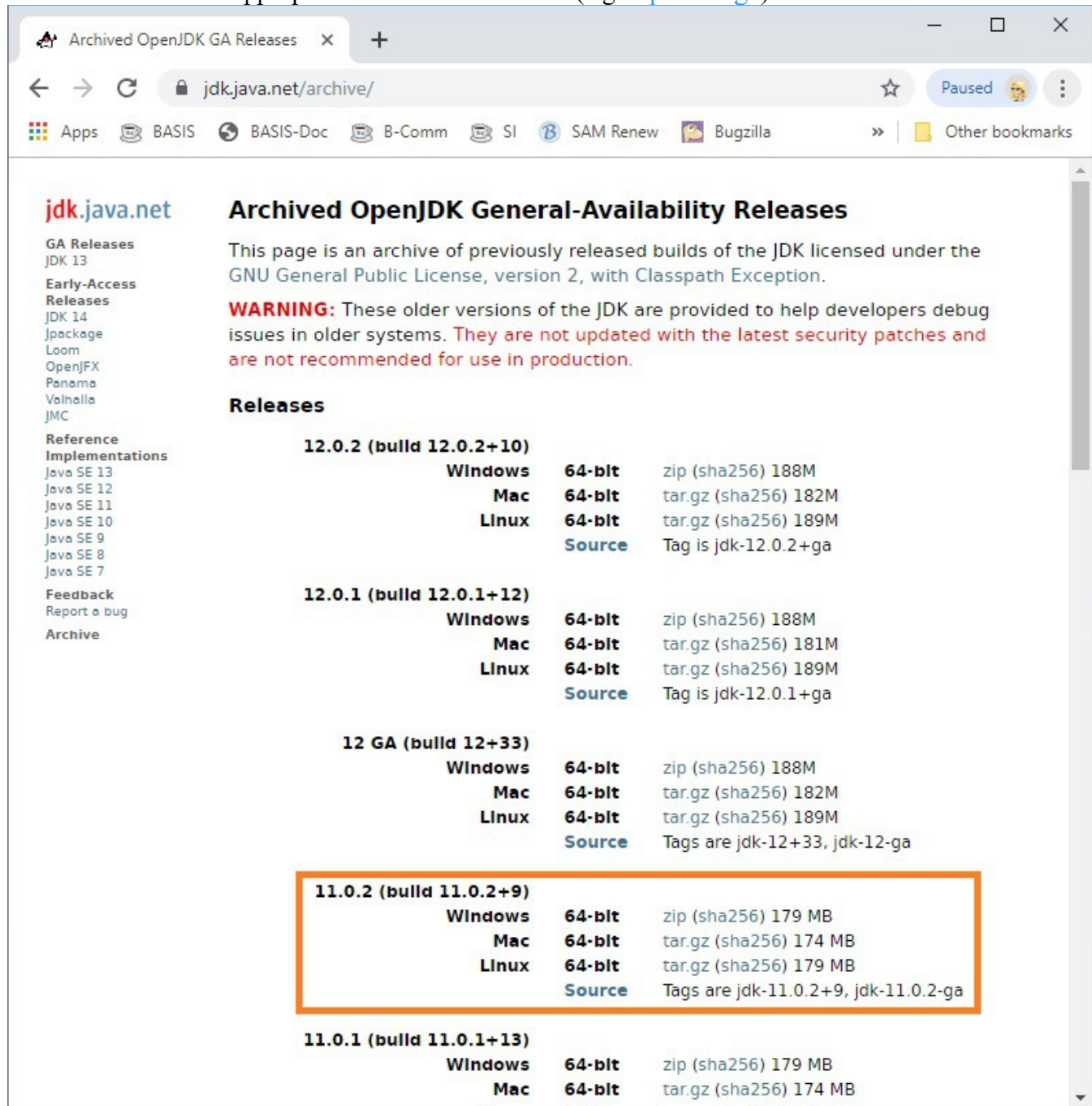
- The Alpine Linux build previously available on this page was removed as of the first JDK 13 release candidate. It's not production-ready because it hasn't been tested thoroughly enough to be considered a GA build. Please use the early-access JDK 14 Alpine Linux build in its place.
- If you have difficulty downloading any of these files please contact jdk-download-help_ww@oracle.com.

Feedback

If you have suggestions or encounter bugs, please submit them using the usual [Java SE bug-reporting channel](#). Be sure to include complete version information from the output of the `java --version` command.

International use restrictions

Then choose the O/S appropriate download for 11.0.2 (e.g. [zip](#) or [tar.gz](#))



The screenshot shows a web browser window with the URL `jdk.java.net/archive/`. The page title is "Archived OpenJDK General-Availability Releases". The main content area lists several JDK releases. The release **11.0.2 (build 11.0.2+9)** is highlighted with an orange border. Below it, the release **11.0.1 (build 11.0.1+13)** is also visible. The page includes a navigation menu on the left and a warning message about older versions.

Archived OpenJDK General-Availability Releases

This page is an archive of previously released builds of the JDK licensed under the GNU General Public License, version 2, with Classpath Exception.

WARNING: These older versions of the JDK are provided to help developers debug issues in older systems. They are not updated with the latest security patches and are not recommended for use in production.

Releases

Release	OS	Architecture	Download
12.0.2 (build 12.0.2+10)	Windows	64-bit	zip (sha256) 188M
	Mac	64-bit	tar.gz (sha256) 182M
	Linux	64-bit	tar.gz (sha256) 189M
	Source		Tag is jdk-12.0.2+ga
12.0.1 (build 12.0.1+12)	Windows	64-bit	zip (sha256) 188M
	Mac	64-bit	tar.gz (sha256) 181M
	Linux	64-bit	tar.gz (sha256) 189M
	Source		Tag is jdk-12.0.1+ga
12 GA (build 12+33)	Windows	64-bit	zip (sha256) 188M
	Mac	64-bit	tar.gz (sha256) 182M
	Linux	64-bit	tar.gz (sha256) 189M
	Source		Tags are jdk-12+33, jdk-12-ga
11.0.2 (build 11.0.2+9)	Windows	64-bit	zip (sha256) 179 MB
	Mac	64-bit	tar.gz (sha256) 174 MB
	Linux	64-bit	tar.gz (sha256) 179 MB
	Source		Tags are jdk-11.0.2+9, jdk-11.0.2-ga
11.0.1 (build 11.0.1+13)	Windows	64-bit	zip (sha256) 179 MB
	Mac	64-bit	tar.gz (sha256) 174 MB

Now, extract this download in the manner you normally would for your given O/S.

Step 2) Download BBx19

Goto the BASIS product download page and choose a current product download (not pre-19). Change the **Product** dropdown box from **BBj** to **BBx**. Fill in the form, and click **Download**.

The screenshot shows the BASIS Product Suite Download page. The browser address bar is `basis.com/download-product`. The page has a navigation bar with links for Apps, BASIS, BASIS-Doc, B-Comm, SI, SAM Renew, Bugzilla, UnForm, Licensing | UnForm, Descore, and Other bookmarks. The main content area is titled "BASIS Product Suite Download" and includes a language selector set to "English (EN)".

Select Product

Product	Revision	Build Timestamp
BBx	Revision 19	2019-09-12_0932

Selected Product's Description

Includes BASIS License Manager; PRO/5, Visual PRO/5, and BBj Interpreters; BASIS DBMS; JDBC/ODBC; administration tools; utilities; and development tools.

Contact Information

*Required

*First name: *Last name:

*Company: *Email:

*Address 1: Address 2:

*City: *State/Prov:

*Postal code: *Country:

Use cookies to save my contact information for future visits.

Send me periodic emails with information about product enhancements, news, and events.

Download Terms

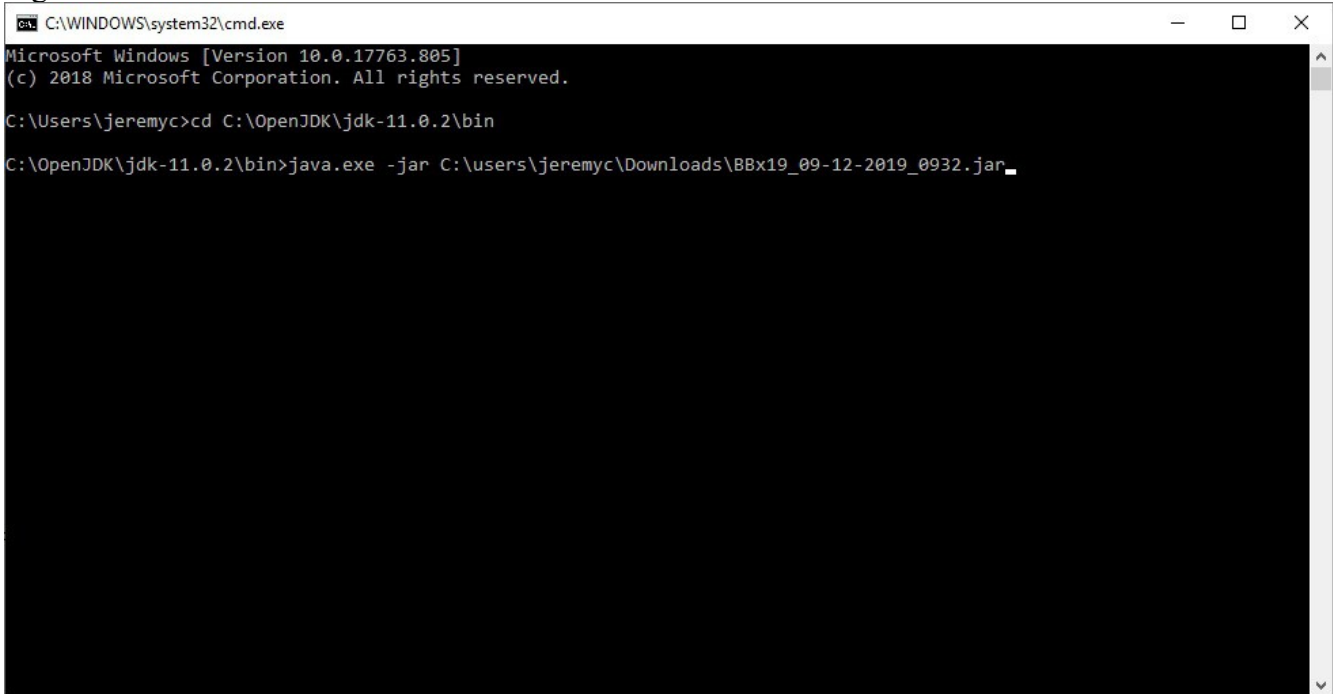
I agree to the [license terms](#) for the use of this product.

I understand that the requested software is subject to export controls under the Export Administration Act and that I may only transmit, export, or re-export the software under the laws, restrictions and regulations of the U.S. Bureau of Export Administration or foreign agencies or authorities. Applicable export laws and restrictions and regulations can be found at U.S. Bureau of Industry and Security. By downloading or using the software, I agree to comply with export controls.

Step 3) Install Bbx

Launch an O/S command prompt and navigate to the OpenJDK's [bin](#) directory. From there, run the java executable ([java.exe](#)) or binary (`./java`) `-jar <path to BBxDownload.jar>`

E.g.:



```
C:\WINDOWS\system32\cmd.exe
Microsoft Windows [Version 10.0.17763.805]
(c) 2018 Microsoft Corporation. All rights reserved.

C:\Users\jeremyc>cd C:\OpenJDK\jdk-11.0.2\bin
C:\OpenJDK\jdk-11.0.2\bin>java.exe -jar C:\users\jeremyc\Downloads\BBx19_09-12-2019_0932.jar_
```

This will launch an install wizard. Follow the prompts as instructed.

FINISHED